










Jesus Chooses 12 Disciples

Luke 5:1-11, Mark 3:13-18, Matthew 4:18-22 (KJV)

Jesus chose 12 special friends to help Him in preaching to the people. He told them in Matthew 4:18 "And He saith unto them, Follow Me, and I will make you...
 _____. And they straightway left their nets and followed Him." (Matt. 4:19-20)



In Mark 3:13-18 we read the names of the 12 disciples that He chose. Unscramble the names below and place the letters from the shapes into the matching shapes below.

ERTPE		_____
SMJAE	_____	
OJNH	_____	_____
NDAEWR		_____
PLPIHI	_____	
ARMEWTHOLOB	_____	
THMATWE	_____	_____
OMHSAT	_____	
MESAJ	_____	_____
DTHDAESU		_____
MISON	_____	_____
ASJUD	_____	

These were the names of the 12





Jesus Called the Twelve Disciples

(To the tune of "Jesus loves me, this I know")

A song by Fr. Theodore (2012)

Jesus called them one by one, Peter, Andrew, James, and John,
Next came Philip, Thomas, too, Matthew and Bartholomew.

+++

Refrain:

Yes, Jesus called them, Yes, Jesus called them,
Yes, Jesus called them, The Bible tells me so.

+++

James the one they called the less, Simon, also Thaddeus,
The twelfth disciple Judas made; Jesus was by him betrayed.

+++

Matthias took Judas' place
To preach to men of every race.

+++

Paul, three preaching trips did make
And went to Rome for Jesus' sake.

+++


JESUS Calms a Storm

Mark 4:35-41

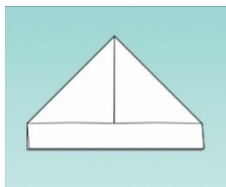
Jesus Cares for The Disciples
"Be of good cheer: it is I; be not afraid."
(Mark 6:50)

+++

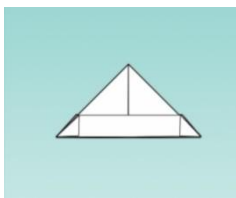
MAKE A PAPER BOAT ACTIVITY
YOU WILL NEED
PAPER
STICKY TAPE



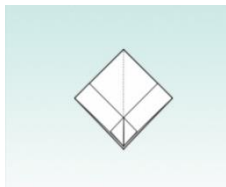
STEP 1- Take a piece of paper and place it in front of you with the shorter side at the top. Fold the paper in half from top to bottom.



STEP 2 - Fold left to right to find the center and reopen. Bring the top two corners together to the middle, forming a point, and crease.



STEP 3- Fold the top flap at the bottom of the paper up; turn over and fold the other flap up. Fold the triangle tabs in over each other so you have a triangle.



STEP 4- Pop open the center like a hat, push the pointed sides to meet, and crease down so that you now have a square.



STEP 5- With the opening facing you, fold the top layer up to meet the other point. Turn the paper over and repeat.



STEP 6- Gently pull apart the top two points while pushing out with your fingers to form the bottom of the boat. Reinforce corners with clear tape, and also tape around the bottom to keep your boat dry. Now you're ready to launch your craft!

Page left intentionally empty.
You can tap your boat to this page.



JESUS calms a storm

Mark 4:35-41