




Resources for Teaching
our budding rocks of faith


HOLIDAY THEOPHANY

Activities for teaching young Orthodox Christian children about the Feast



Name

HOLY THEOPHANY ICON



Icon via Wikimedia Commons, <https://commons.wikimedia.org/wiki/File:0106theophany0001.jpg>

Name

HOLY THEOPHANY ICON



Write the correct number on the appropriate line.

Jesus Christ God the Father Holy Spirit

St. John the Baptist Angels

Name



THE HOLY TRINITY


Cut the images from the following page and glue each picture in the appropriate box.

GOD THE FATHER

GOD THE SON

**GOD THE
HOLY SPIRIT**

THE HOLY TRINITY





CUT & GLUE CRAFT

Print and cut out the images in the following seven pages. Glue the background images on a piece of poster board to make the background. If desired, embellish the river in the background with fish. Glue the other figures on the background to make a scene inspired by the icon of Theophany.

A fun option is to print the water image twice. Cut and glue the first water image as you would to make the river in the background. Cut a smaller piece out of the second water image and glue on top of the first one, resembling either a pocket or a door that can open and close. The child can insert the figure of Jesus in the pocket, or place it behind the "door" to show that Jesus was baptized in the water.

STORYTELLING WITH THE PUPPETS

You can also use the background as a backdrop for acting out the scene with the figures turned into puppets. To do this, laminate them or print them on sturdy paper and tape them on popsicle sticks or drinking straws. Finally, you can glue self-adhesive magnet pieces on the back of the images, and use them to tell the story using a magnetic board.

CUT & GLUE CRAFT / PAPER PUPPETS



River bank




Tree and ax

CUT & GLUE CRAFT / PAPER PUPPETS




River bank





CUT & GLUE CRAFT / PAPER PUPPETS



CUT & GLUE CRAFT / PAPER PUPPETS



The angels, waiting to receive the Lord

CUT & GLUE CRAFT / PAPER PUPPETS



Angel



St. John the Baptist



CUT & GLUE CRAFT / PAPER PUPPETS



Holy Spirit



Jesus Christ



God the Father

THE BLESSING OF THE WATERS



At church, Father blesses the water.



Father carries Holy Water from home to home.



Welcome to our home, Father!



Father blesses our home with Holy Water.

THE BLESSING OF THE WATERS - LABEL THE IMAGES




Cut the images from the following page and glue each one in the appropriate box.



At church, Father blesses the water.



Father carries Holy Water from home to home.



Welcome to our home, Father!



Father blesses our home with Holy Water.

THE BLESSING OF THE WATERS - LABEL THE IMAGES



THE BLESSING OF THE WATERS
COLORING PAGE



THE BLESSING OF THE WATERS COLORING PAGE



THE BLESSING OF THE WATERS - CUT-AND-GLUE CRAFT

Father is coming to bless your home with Holy Water. Open the door to welcome him in!


To make the craft:

Print out this and the following page. Cut the door from the following page as per the directions. Glue the door on this page - make sure to only glue it on the left side, leaving all the other sides unglued.

The child can open the door to see Father waiting to come in.




THE BLESSING OF THE WATERS - CUT-AND-GLUE CRAFT



THE LESSER BLESSING OF THE WATERS - CUT-AND-GLUE CRAFT

Father is coming to your home for the service of the Lesser Blessing of the Waters. Prepare the table for him!

Cut out the table and glue it onto a larger piece of paper. Cut out the objects from the following page and glue them on the table.



THE LESSER BLESSING OF THE WATERS - CUT-AND-GLUE CRAFT



Holy Icon



Candle




Basil



Incense



Service book



Bowl of water



Cross



Resources for Teaching
our budding rocks of faith

THANK YOU

for downloading this file.

We hope you enjoyed using it.

We will be happy if you visit us again at www.orthodoxpebbles.com.

Terms of use:

This file comes with a limited use licence for the original download only. Please consider the time and effort put into this project and **don't give it away to others**. Point them to our web page instead, so they can download it directly from there.

COPYRIGHT © 2020 Orthodox Pebbles. All rights reserved. Permission is granted to copy pages specifically for student or teacher use only by the person who downloaded the file from our web site. The reproduction of this product for any other use is strictly prohibited. Copying any part of this product and placing it on the internet without permission (even on a personal/classroom website/blog) is strictly prohibited.

Thank you for being fair and respectful of our work.



Follow us on YouTube:
[Channel: Orthodox Pebbles](https://www.youtube.com/channel/UCOrthodoxPebbles)



Follow us on Pinterest:
[pinterest.com/orthodoxpebbles](https://www.pinterest.com/orthodoxpebbles)



Follow us on Facebook:
[facebook.com/orthodoxpebbles](https://www.facebook.com/orthodoxpebbles)



Follow us on Instagram:
[instagram.com/orthodoxpebbles](https://www.instagram.com/orthodoxpebbles)