

# God Sends a Raven to Elijah

"Bless the Lord O my soul. "

Psalm 103:2

Handprint Raven Craft

Please ask your parent to help out with this activity.




## Materials:

- paper (for handprints) - black construction paper works well
- pencil or marker
- scissors
- glue
- something to color with

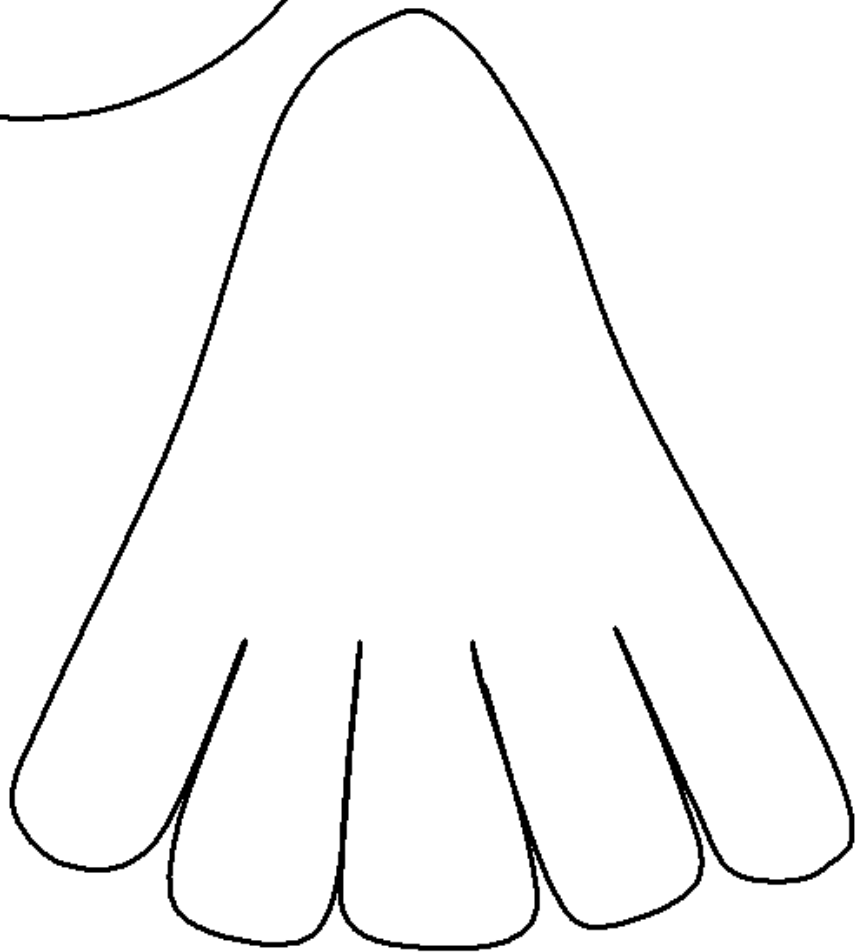

## Craft Instructions:

- Template is provided on the next two pages
- Ask an adult to help cut out the template pieces
- Parents please trace the child's hands on another piece of paper and cut out (two handprints) -- black construction paper works well (or you can color a piece of white paper)
- Glue the raven together
- Glue the head (circle) to the body (upside down teardrop shape)
- Glue the face onto the head
- Glue the tuft of feathers to the top of the head
- Glue the tail to the back of the body
- Glue the feet onto the bottom of the body
- Glue the handprint wings on the back of the body
- Glue the flower on a wing or beside the neck
- Have the child colour the raven

Page left empty on purpose



Page left empty on purpose



Handprint Crow  
or Raven

Page left empty on purpose

Please use this page to glue your raven on.